

On Dose Authentication Using Molecular Taggants Applied in a Clear Film Coating

Brad Prusak, Daniel To, and David Ferrizzi, Ali Rajabi-Siahboomi
Colorcon, Inc. Harleysville, PA 19438, USA

AAPS
Poster Reprint 2022

Introduction

Counterfeiting of drugs is an escalating problem due to low risks for the criminal and high potential rewards. A recent report highlighted its continued growth despite the implementation of serialization attempting to secure the supply chain.¹ According to a review paper by the World Health Organization (WHO), an estimated 10 to 30% of medicines are substandard or falsified in low and middle-income countries.² These medicines cover a wide range of treatment categories including cancer medicines, contraceptives, antibiotics, vaccines and other life-saving products.³ The FDA has issued guidance to address this issue with the incorporation of physical or chemical identifiers (PCID) into solid dosage forms.⁴ Positive detection of the PCID would help detect counterfeit products by providing authentication and traceability to individual dosage forms. In this study, a clear Opadry® complete film coating system containing a molecular taggant, as part of the SoteriaRx® on-dose authentication platform (a PCID technology), was applied to color coated acetaminophen tablets. The tagged tablets were investigated for authenticity and other performance attributes over 6 months of storage at accelerated ICH stability conditions.

Methods

Using a Labcoat I (O'Hara Technologies, Inc.) fully perforated coating pan, Opadry, Opadry II, or Opadry QX blue pigmented film coating systems, without the molecular taggant, were coated onto acetaminophen (APAP, 500 mg) tablets to a 3% weight gain (WG) to achieve color uniformity. A clear Opadry top-coat including the molecular taggant was added to a 1% WG. After coating, the tablets were stored in induction sealed 120 mL HDPE bottles with two desiccants at 40°C/75% RH conditions over 6 months.

Table 1. Opadry Coating Process Parameters

Parameter	Opadry	Opadry II	Opadry QX	Opadry Clear
Coating Pan Charge (Kg)	2.5	2.2	2.5	2.5
Dispersion Solids Content (%w/w)	15	20	30	8
Spray Rate (g/min)	20	20	20	12
Bed Temperature (°C)	45	45	39	45
Inlet Air Temperature (°C)	69	69	55	64
Air Flow (cfm/m ³ /hr)	175 / 297	175 / 297	175 / 297	175 / 297
Number of Spray Guns	1	1	1	1
Spray Gun Type	VAU	VAU	VAU	VAU
Pan speed (rpm)	18	18	18	18
Atomization air (psi / bar)	20 / 1.4	20 / 1.4	20 / 1.4	20 / 1.4
Pattern air (psi / bar)	20 / 1.4	20 / 1.4	20 / 1.4	20 / 1.4

Taggant detection was performed using a PCR portable reader based on a real time polymerase chain reaction.

Tablet color was measured analytically with a DataColor600 (DataColor, Inc.). The limit of CIELAB total color difference (DE) was defined as 2.5 for blue samples. Drug assay and drug dissolution were evaluated following USP monograph specifications.

Results

Table 2. Configuration of Tagged and Untagged Coatings Evaluated on Tablet Samples

Name	Color Coating	Clear Coating Applied to 1% WG
Uncoated	No Coating	No Coating
White Untagged	Opadry White	No top-coat
Opadry + Tagged Clear	Opadry Blue	Opadry Clear (tagged)
Opadry II + Tagged Clear	Opadry II Blue	Opadry Clear (tagged)
Opadry QX + Tagged Clear	Opadry QX Blue	Opadry Clear (tagged)

Figure 1. Coated and Uncoated Tablets

(a) Uncoated



(b) White Tagged Opadry + Tagged Clear



(c) Opadry + Tagged Clear



(d) Opadry II + Tagged Clear

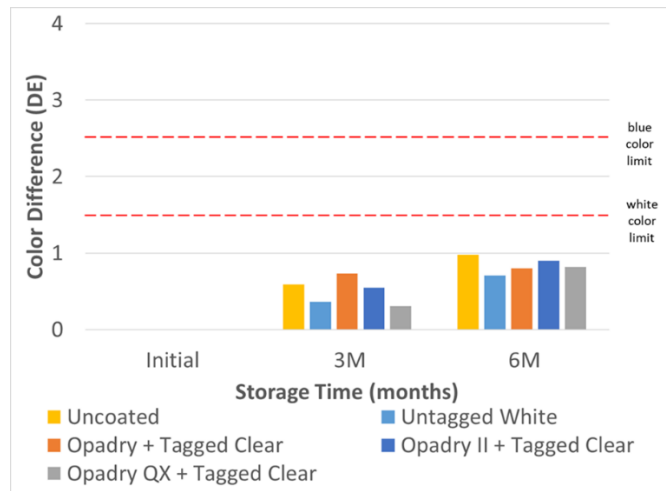


(e) Opadry QX + Tagged Clear



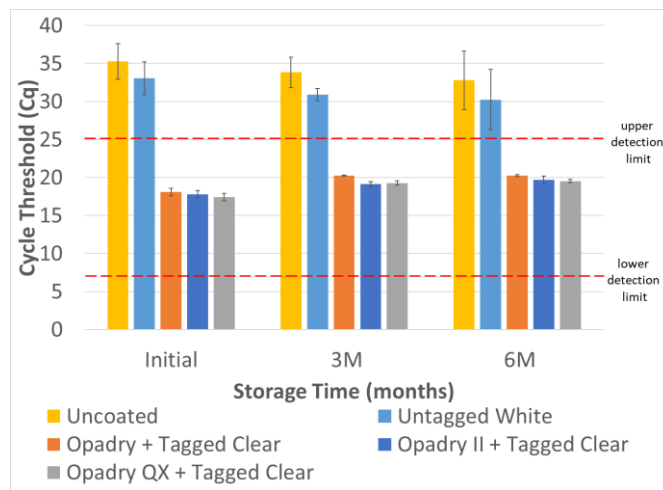
The coated tablets had an elegant finish with a uniform color distribution and an elegant glossy appearance as shown in Figure 1.

Figure 2. Color Difference (DE) for Tagged and Untagged APAP Tablets Following Storage for 6 Months at 40°C/75% RH



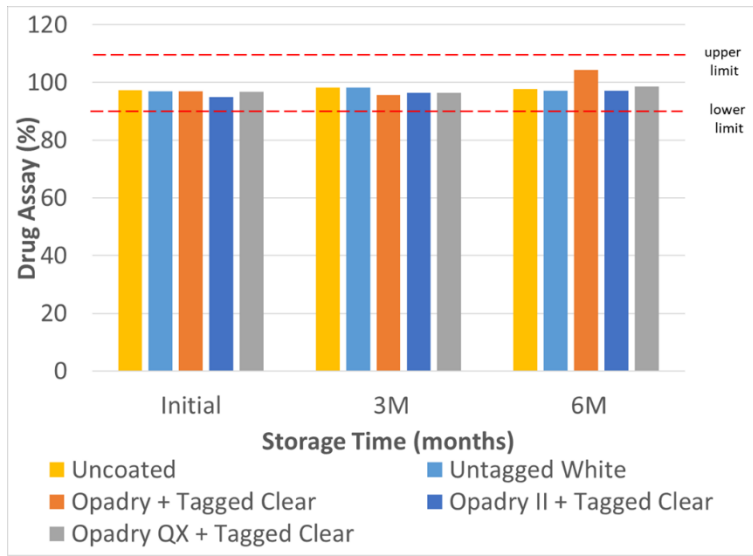
When placed on stability the tablet color was within specification and did not show any significant color change (Figure 2).

Figure 3. Cycle Threshold (Cq) for Tagged and Untagged APAP Tablets Following Storage for 6 Months at 40°C/75% RH



Coated and uncoated APAP samples were analyzed using real-time PCR and the resulting cycle threshold (Cq) is shown in Figure 3. A higher Cq value indicates more cycle time required to amplify the molecular taggant to reach the threshold level and therefore indicates a lower quantity of taggants. Any Cq value > 25 is considered non-detectable. The negative control and untagged Opadry provided a Cq >30 indicating no detection of the taggant. The molecular taggant was successfully detected through 6 months of storage at 40°C/75% RH.

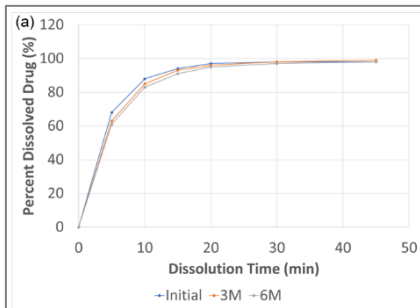
Figure 4. Drug Assay of Tagged and Untagged APAP Tablets Following Storage for 6 Months at 40°C/75% RH



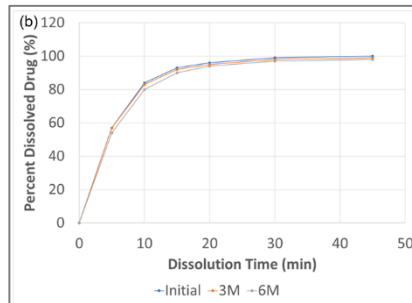
The drug assay for all tablets remained within USP specification of 90-110% of the label claim across all time points and was unaffected by the presence of a coating or by the presence of the DNA-based molecular taggant, as shown in Figure 4.

Figure 5. Drug Dissolution Profile of Tagged and Untagged APAP Tablets Following Storage for 6 Months at 40°C/75% RH

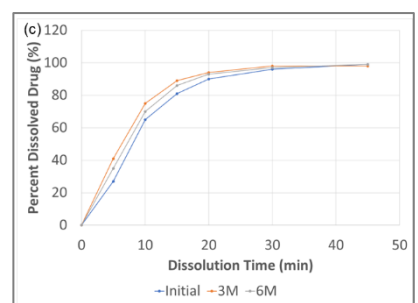
(a) Uncoated



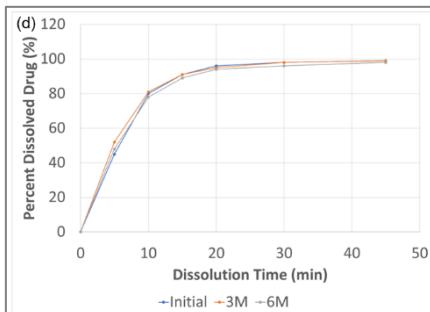
(b) White Untagged



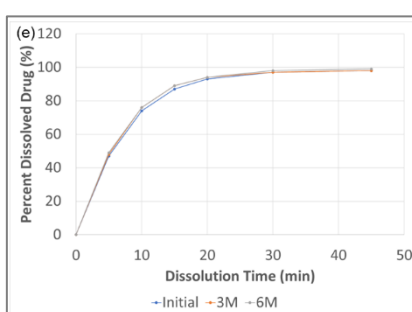
(c) Opadry + Tagged Clear



(d) Opadry II + Tagged Clear



(e) Opadry QX + Tagged Clear



The drug dissolution profile, as shown in Figures 5a to 5e, was consistent regardless of whether the tablets were tagged, coated, or stored at the stability conditions.

Conclusions

SoteriaRx on-dose authentication platform successfully applied a covert tag to acetaminophen tablets.

The tagged Opadry coatings were applied as a clear top-coat over the previously applied pigmented coating. The presence of the molecular taggant could not be visually detected, nor did it have any impact on tablet properties, such as color difference, drug assay, or drug dissolution testing at the initial time point or after storage.

The positive authentication results and the minimal impact on other testing capabilities indicated that the SoteriaRx is an excellent method for an on-dose PCID authentication technology platform.

References

1. It's time to stop murder by counterfeit medicine. April 2021
2. A Study on the Public Health and Socioeconomic Impact of Substandard and Falsified Medical Products. <https://www.who.int/medicines/regulation/ssffc/publications/Layout-SEstudy-WEB.pdf?ua=1> April 2019
3. WHO Global Surveillance and Monitoring System for Substandard and Falsified Medical Products. https://www.who.int/medicines/regulation/ssffc/publications/GSMS_Report_layout.pdf?ua=1 April 2019
4. Guidance for Industry - Incorporation of Physical-Chemical Identifiers into Solid Oral Dosage Form Drug Products for Anticounterfeiting. <https://www.fda.gov/downloads/drugs/guidances/ucm171575.pdf> April 2019

The information contained herein, to the best of Colorcon, Inc.'s knowledge is true and accurate. Any recommendations or suggestions of Colorcon, Inc. with regard to the products provided by Colorcon, Inc. are made without warranty, either implied or expressed, because of the variations in methods, conditions and equipment which may be used in commercially processing the products, and no such warranties are made for the suitability of the products for any applications that you may have disclosed. Colorcon, Inc. shall not be liable for loss of profit or for incidental, special or consequential loss or damages.

Colorcon, Inc. makes no warranty, either expressed or implied, that the use of the products provided by Colorcon, Inc., will not infringe any trademark, trade name, copyright, patent or other rights held by any third person or entity when used in the customer's application.

AFFINISOL™ is a registered trademark of affiliates of DuPont de Nemours, Inc.

For more information, contact your Colorcon representative or call:

North America	Europe/Middle East/Africa	Latin America	India	China
+1-215-699-7733	+44-(0)-1322-293000	+54-1-5556-7700	+91-832-6727373	+86-21-61982300

You can also visit our website at www.colorcon.com



© BPSI Holdings LLC, 2022.

The information contained in this document is proprietary to Colorcon and may not be used or disseminated inappropriately.

All trademarks, except where noted, are property of BPSI Holdings, LLC.

AAPS_2022_DanielTo_SoteriaRx