

Evaluation of a TiO₂-Free PVA-based Film Coating System with Improved Opacity and Color Uniformity

Authors - Sydney Badger, Devang Patel, David Ferrizzi, and Ali Rajabi-Siahboomi
Colorcon, Inc. Harleysville, PA 19438, USA

AAPS
Poster Reprint 2024

Introduction

Film coatings include materials to provide opacity, help with color matching, and protect active ingredients from light-induced degradation. Titanium dioxide (TiO₂), classified as E171 when used as a pigment in foods, is considered the best, preferred whitener and opacifier for pharmaceutical and nutraceutical applications. Since the use of TiO₂ as a food additive was suspended in Europe in 2022, companies are required to explore alternative materials to replace TiO₂ with the same or similar functionalities. However, most TiO₂-free (TF) PVA-based coating systems available on the market have significantly lower opacity and color uniformity compared to HPMC-based systems. As a result, most available TF systems with good opacity in the market are HPMC-based. The objective of this study was to evaluate a novel, fully formulated Opadry® TF, TiO₂ Free High Opacity PVA-based coating with improved opacity and color uniformity.

Objectives

- To evaluate the opacity and color uniformity of a new PVA-based TiO₂ Free film coating system
- To prove that the optimized Opadry TF, TiO₂ Free High Opacity PVA-based film coating system has improved results compared to a non-optimized PVA-based TiO₂ free system

Methods

Opacity Testing:

In this study, a black film coating was applied to 350mg placebo tablets (at 15% solids, 3% weight gain) and then these black tablets were used for opacity testing of the following white film coating systems:

1. Opadry II, PVA-based formulation containing TiO₂
2. Opadry TF, PVA-based formulation replacing all TiO₂ with calcium carbonate (non-optimized)
3. Opadry TF, TiO₂ Free High Opacity PVA-based system (Optimized)

Each formulation was top-coated at 20% solids onto 3 kg of black sub-coated placebos in a 15" fully perforated side-vented coating pan from O'Hara Technologies (Labcoat II). Samples were taken at 3, 4, and 5% theoretical weight gains (WG). The top-coated black tablets were measured using a Datacolor spectrophotometer and the L-values were recorded (n=10). The L-value indicates the lightness of the sample from 0 to 100, with higher numbers representing whiter and therefore, more opaque film coat. All three formulations were coated using the same parameters which are shown in Table 1.

Color Uniformity Testing:

In this study, all three formulation systems were tested with FD&C Blue #2 Aluminum Lake (Blue #2). Each formulation was coated at 20% solids onto 17kg of 500mg acetaminophen caplets in a 24" fully perforated side-vented coating pan from O'Hara Technologies (Labcoat II). Samples were taken at 3, 4, and 5% theoretical weight gains. The Datacolor spectrophotometer was used to measure ΔE (DE) values for each individual caplet (n=20) versus a reference standard (5%WG average). In this case, DE values greater than 2.5 suggest that non-uniformity of color would be visually apparent. All three formulations were coated using the same parameters which are shown in Table 1.


Table 1: Coating Parameters for the Three Formulations

Parameter	Opacity Testing	Color Uniformity Testing
Batch Size (g)	3000	17000
Spray Rate (g/min)	18-20	60
Dispersion solids (%/w/w)	20	20
Bed Temperature (°C)	45	45
Inlet Air Temperature (°C)	60	62
Air Flow (cfm/m ³ /hr)	165	265
Number of Spray Guns	1	2
Pan Speed (rpm)	18	14
Atomization Air (psi)	20	30
Pattern Air (psi)	20	30

Results

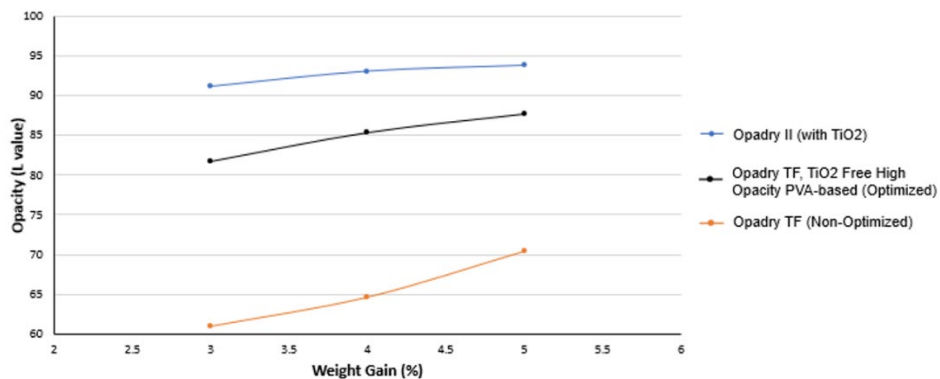
Opacity Testing:

Figure 1: Tablets with 4% Weight Gain Topcoat on Black Coated Placebos



- The optimized Opadry TF and Opadry II with TiO₂ look white, suggesting that both systems have sufficient opacity and whiteness to hide the color of the black sub-coat.
- The optimized TF formulation is slightly darker than Opadry II.
- The non-optimized Opadry TF system has a significant dark grey tint suggesting poor opacity


Figure 2: L-Values for Black Sub-coated Placebos with Topcoats at Different Weight Gains



- Opadry II with TiO₂ has significantly better opacity compared to the non-optimized Opadry TF.
- The optimized Opadry TF, TiO₂ Free High Opacity PVA-based formulation is much closer in opacity to the Opadry II with TiO₂.
- The optimized Opadry TF has significantly better opacity compared to the non-optimized Opadry TF.
- These results match the visual observations as shown in Figure 1.

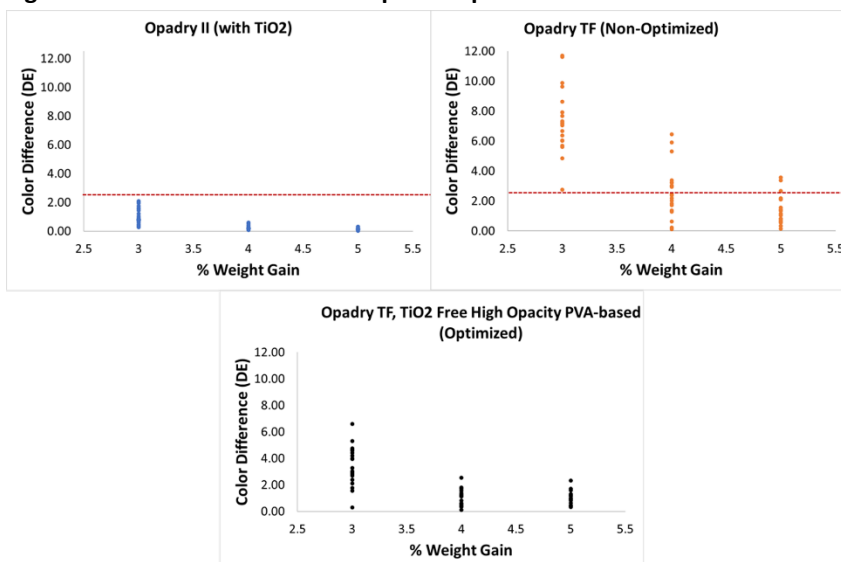
Color Uniformity Testing:

Figure 3: Acetaminophen Caplets with 4% Weight Gain



- Opadry II with TiO₂ has a very light, pastel blue color appearance
- The non-optimized Opadry TF is a vibrant blue.
- The optimized Opadry TF is a lighter blue than the non-optimized Opadry TF and is closer in color-matching to Opadry II.
- Opadry II with TiO₂ and optimized Opadry TF have good visual color uniformity.
- The non-optimized Opadry TF has poor visual color uniformity.

Figure 4: DE Values for Acetaminophen Caplets Coated with Blue #2 Formulations at Different Weight Gains



- Opadry II with TiO₂ has the best color uniformity, reaching the acceptable limit (DE < 2.5) at 3% WG with little variation within samples.
- The non-optimized Opadry TF requires more than 5% WG to reach sufficient color uniformity and has much larger variation within samples.
- The optimized Opadry TF has good color uniformity, reaching the acceptable limit at 4% WG and lower variation at all weight gains compared to the non-optimized Opadry TF.

Conclusions

- The new optimized Opadry TF, TiO₂ Free High Opacity PVA-based coating achieves good opacity and color uniformity at 4% WG. This is a significant improvement compared to other PVA-based TF systems using calcium carbonate as replacement of TiO₂.
- The formulation was designed specifically to meet customer demands, and to prepare for any possible regulatory changes in Europe regarding the use of TiO₂ in pharmaceutical products.

The information contained herein, to the best of Colorcon, Inc.'s knowledge is true and accurate. Any recommendations or suggestions of Colorcon, Inc. with regard to the products provided by Colorcon, Inc. are made without warranty, either implied or expressed, because of the variations in methods, conditions and equipment which may be used in commercially processing the products, and no such warranties are made for the suitability of the products for any applications that you may have disclosed. Colorcon, Inc. shall not be liable for loss of profit or for incidental, special or consequential loss or damages.

Colorcon, Inc. makes no warranty, either expressed or implied, that the use of the products provided by Colorcon, Inc., will not infringe any trademark, trade name, copyright, patent or other rights held by any third person or entity when used in the customer's application.

Colorcon is a global company located in North America, Europe, Middle East, Africa, Latin America, India, and China.

For more information website at www.colorcon.com



© BPSI Holdings LLC, 2023.

The information contained in this document is proprietary to Colorcon and may not be used or disseminated inappropriately.

All trademarks, except where noted, are property of BPSI Holdings, LLC.